



# Key Action 1

## Brokering international collaborations through Erasmus mobilities



## Learning outcomes

At the end of this module, you will be able to:

- ✓ Understand the purpose and benefits of Erasmus+ KA1 mobility for schools
- ✓ Distinguish between outgoing and incoming mobilities
- ✓ Identify opportunities for staff and pupil mobility under KA1
- ✓ Understand when and how to apply for a short-term project or Erasmus accreditation
- ✓ Define and structure an Erasmus Plan, including objectives, activities, and management
- ✓ Navigate the application process using the EU platform and online form structure
- ✓ Explore alternative ways to participate, such as joining a consortium or hosting mobilities



# Overview of the E+ mobility opportunities for schools





## Why promote mobilities in your school?

- Upskilling and professional development for teachers and staff
- Improved language and intercultural competences
- Increased attractiveness and reputation of the school
- Access to EU funding to support internationalisation
- Development of long-term partnerships with European schools
- Whole-school innovation and strategic improvement
- Enhanced student engagement and learning motivation
- Promotion of inclusion, citizenship, and European values
- Foundation for future Erasmus+ projects (KA2, eTwinning, Jean Monnet)



## What is a mobility project?

A mobility project is an **Erasmus+ Key Action 1 (KA1)** initiative that enables learners and staff to travel abroad for learning, teaching, or training purposes.

### CORE CHARACTERISTICS

- Organised by an institution or organisation
- Includes physical or blended mobility abroad
- Aims to improve skills, competences, employability, and European cooperation
- Can involve individual participants or groups
- Activities must have clear learning outcomes and follow-up

### WHO CAN PARTICIPATE?

- Teachers and school staff
- School pupils and VET learners
- Youth workers and education professionals



## **Outgoing & Incoming mobilities**

### **OUTGOING**

The applicant organisation is responsible for selecting participants and arranging their placement with a host organisation abroad.

### **INCOMING**

The applicant hosts individuals who contribute to the organisation's development and internationalisation, providing upskilling opportunities for the staff.



## **Outgoing & Incoming mobilities**

### **OUTGOING**

Useful for when your school wants to:

- Improve teacher competences through job-shadowing or training courses abroad
- Expose students to different cultures and learning environments
- Develop staff expertise in digital tools, inclusion, sustainability, etc.
- Prepare for future Erasmus+ cooperation (e.g. KA2 projects)

### **INCOMING**

The applicant hosts individuals who contribute to the organisation's development and internationalisation, providing upskilling opportunities for the staff.



## **Outgoing & Incoming mobilities**

### **OUTGOING**

Useful for when your school wants to:

- Improve teacher competences through job-shadowing or training courses abroad
- Expose students to different cultures and learning environments
- Develop staff expertise in digital tools, inclusion, sustainability, etc.
- Prepare for future Erasmus+ cooperation (e.g. KA2 projects)

### **INCOMING**

Useful for when your school wants to:

- Internationalise staff training without requiring travel
- Introduce new perspectives or practices directly into the school environment
- Develop peer learning by engaging with external trainers or guest teachers
- Raise the school's profile as a host and collaborator in the European education area



## **Mobility for pupils and staff in school education**

KA1 includes a strand dedicated to schools, supporting them in organising **learning and professional development activities abroad** for both **staff and pupils**.

### FOR SCHOOL STAFF

- **Job shadowing** in another European school or organisation
- **Teaching assignments** in a partner school
- Participation in **structured courses** or training events
- **Hosting invited experts** to train local staff
- **Preparatory visits** to establish partnerships before mobility

### FOR PUPILS

- **Short-term group mobilities** (2-30 days) with teacher accompaniment
- **Individual pupil mobility** (10-365 days) in a partner school abroad
- Focus on language skills, intercultural learning, and personal growth



## **Mobility for pupils and staff in school education**

KA1 includes a strand dedicated to schools, supporting them in organising **learning and professional development activities abroad** for both **staff and pupils**.



### **FOR SCHOOL STAFF**

- **Job shadowing** in another European school or organisation
- **Teaching assignments** in a partner school
- Participation in **structured training**
- **Hosting invited experts** to train local staff
- **Preparatory visits** to establish partnerships before mobility

### **Good practice example for staff (training)**

**Title:** Effective Teacher - Effective Teaching

**School:** Zespół Szkół Mechanicznych, Radziejów

**Project number:** 2020-1-PL01-KA101-080684

**Label:** [Erasmus+ Good Practice](#)


- Upskilling teachers, especially in teaching students with special educational needs
- Included language courses and ICT training to support international cooperation (e.g. through Astrobaza observatory, eTwinning, EPALÉ)
- Improved language, cultural, and methodological competences



## Mobility for pupils and staff in school education

KA1 includes a strand dedicated to schools, supporting them in organising **learning and professional development activities abroad** for both **staff and pupils**.

### Good practice example for pupils (short term group mobility)



**Title:** Reymont +  
**School:** Zespół Szkół Ponadpodstawowych (ZSP), Łódź Voivodeship  
**Project number:** 2022-2-PL01-KA122-SCH-000095277  
**Label:** [Erasmus+ Good Practice](#)

- 30 high school students participated in a two-week mobility in Malta
- Students with limited financial access to language learning or sport
- Improve English language skills and promote physical activity and well-being
- Activities included sports, cultural exploration, team games, and fair play competitions

### FOR PUPILS

- **Short-term group mobilities** (2-30 days) with teacher accompaniment
- **Individual pupil mobility** (10-365 days) in a partner school abroad
- **Focus on language skills, intercultural learning, and personal growth**



# Short-term mobility projects vs. Accredited projects





## Short-term mobility projects

When should a school choose a short-term project?

- If your school is applying to **Erasmus+ for the first time**
- If you want to **test out international mobility** before committing to a long-term strategy
- If you have **limited administrative capacity** or are starting with a small team
- If you aim to **build experience**, explore partnerships, and prepare for future accreditation



## Short-term mobility projects

<b>ELIGIBLE PARTICIPATING ORGANISATIONS</b>	<ul style="list-style-type: none"><li>Schools providing general education at pre-primary, primary, or secondary level, including early childhood education providers</li><li>Local/regional authorities and coordination bodies involved in school education</li></ul> <p>Applicants must be based in an <a href="#">EU Member State or Erasmus+ associated country</a></p> <p>Note: Erasmus-accredited schools are not eligible to apply for short-term projects</p>
<b>PROJECT DURATION</b>	From 16 to 18 months
<b>WHERE TO APPLY</b>	Applications are submitted to the National Agency of the country where the applicant organisation is established
<b>WHEN TO APPLY</b>	<ul style="list-style-type: none"><li>The main application deadline for Erasmus+ mobility projects is typically in mid-February each year</li><li>Some countries may also offer a second round in early October</li></ul> <p>Always check the Erasmus+ Programme Guide of the relevant year for the exact deadlines</p>



## Short-term mobility projects

Consult the Erasmus Guide for:

- Further eligibility criteria
- Award Criteria
- Funding Rules

Example: Guide 2025 pp. 111-113 + 116





## Accredited projects

When should a school choose an accredited project?

- If your school holds an **Erasmus accreditation** in school education
- If you want to implement a **long-term international strategy**
- If your school is ready for a **multi-year commitment** to mobility and development
- If you plan to **scale up activities** such as staff and pupil mobilities over time
- If you are prepared to monitor and report on your **Erasmus Plan objectives**



## Accredited projects Individual vs. consortium accreditation

Feature	Individual Accreditation	Consortium Accreditation
Applicant	Single organization (school)	Group of organizations (schools) coordinated by a coordinator
Project Management	Managed by the individual organization	Managed by the coordinating organization, with support from partners
Funding	Direct to the applicant	Primarily to the coordinator, then distributed
Scope	Focused on the individual organization's needs	Broader scope, involving multiple organizations and their Erasmus Plans
Flexibility	Tailored to the individual organization	Requires coordination and alignment across the consortium



## Accredited projects

<b>ELIGIBLE PARTICIPATING ORGANISATIONS</b>	Applicants must hold a valid Erasmus accreditation in school education (go to the next slides to discover how to get an accreditation)
<b>MOBILITY CONSORTIUM (if any)</b>	<ul style="list-style-type: none"> <li>• Erasmus-accredited consortium coordinators must apply using the mobility consortium format.</li> <li>• The consortium must include the coordinator + at least one other member organisation.</li> <li>• All members must be from the same country as the coordinator.</li> <li>• Members do not need Erasmus accreditation but must meet basic eligibility.</li> <li>• Partnerships must be cooperative and non-profit.</li> <li>• Organisations in the school education field can participate in a maximum of two KA1 applications under the same Call</li> </ul>
<b>PROJECT DURATION</b>	All accredited projects start with a 15-month duration. If justified, they may be extended up to 24 months, typically after 12 months of implementation, subject to approval by the National Agency.
<b>WHERE TO APPLY</b>	Applications are submitted to the National Agency of the country where the applicant organisation is established
<b>WHEN TO APPLY</b>	The main application deadline for Erasmus+ mobility projects is typically in mid-February each year. Always check the Erasmus+ Programme Guide of the relevant year for the exact deadlines



## Accredited projects

Consult the Erasmus Guide for the:

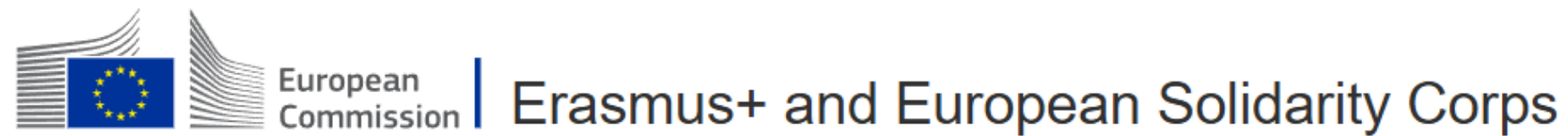
- Further eligibility criteria
- Budget allocation
- Funding Rules

Example: Guide 2025 pp. 115-120





# 👉 How to get an Erasmus accreditation



<https://webgate.ec.europa.eu/app-forms/af-ui-opportunities/#/erasmus-plus>



## Erasmus accreditation in school education (KA120-SCH)

Call 2025



Erasmus accreditation is a tool for organisations that want to open up to cross-border exchange and cooperation on a continuous basis. Accredited organisations will gain easier access to Key Action 1 funding opportunities.

Submission deadline: **01/10/2025 12:00:00 (Brussels time)**

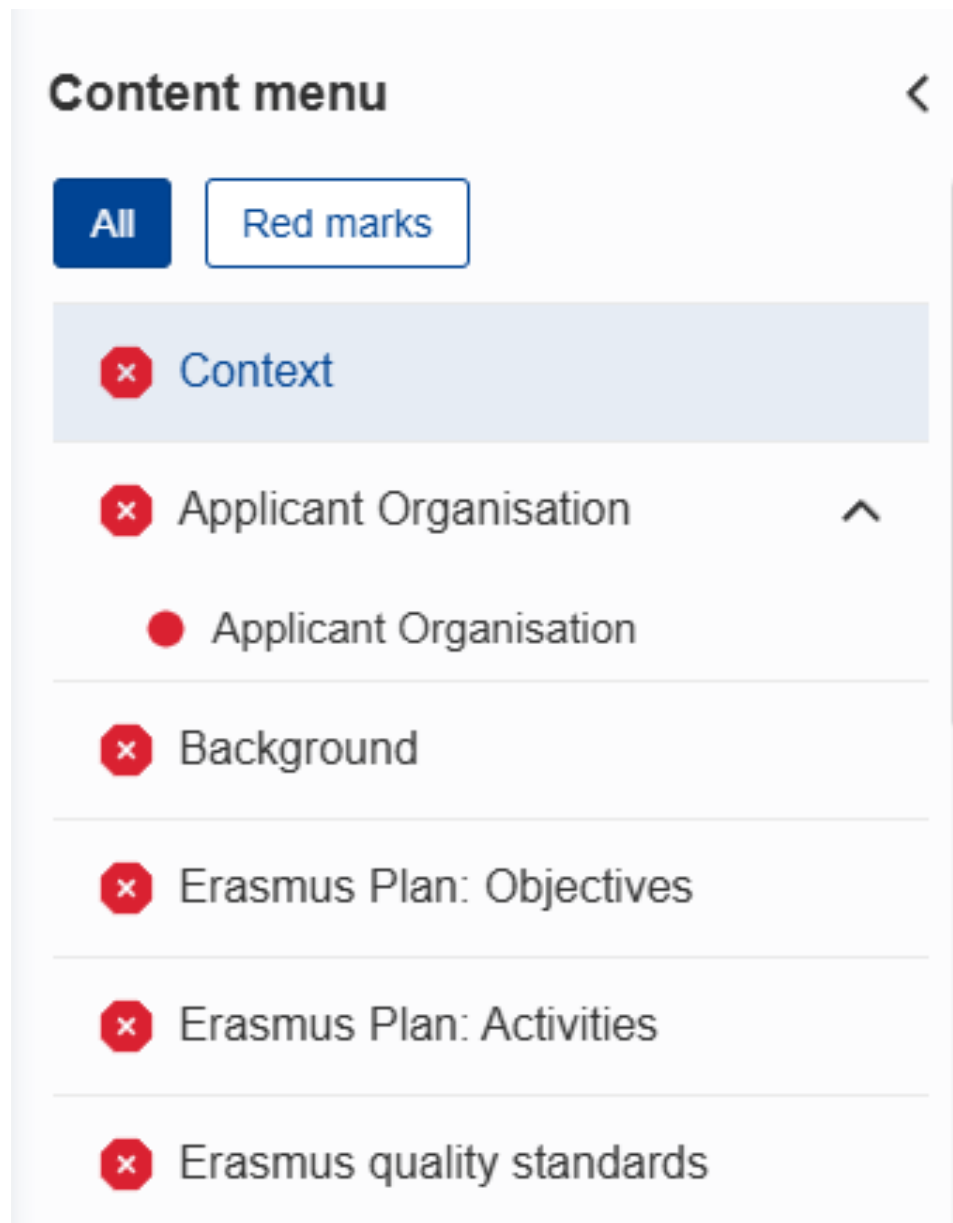
80 days left

Apply

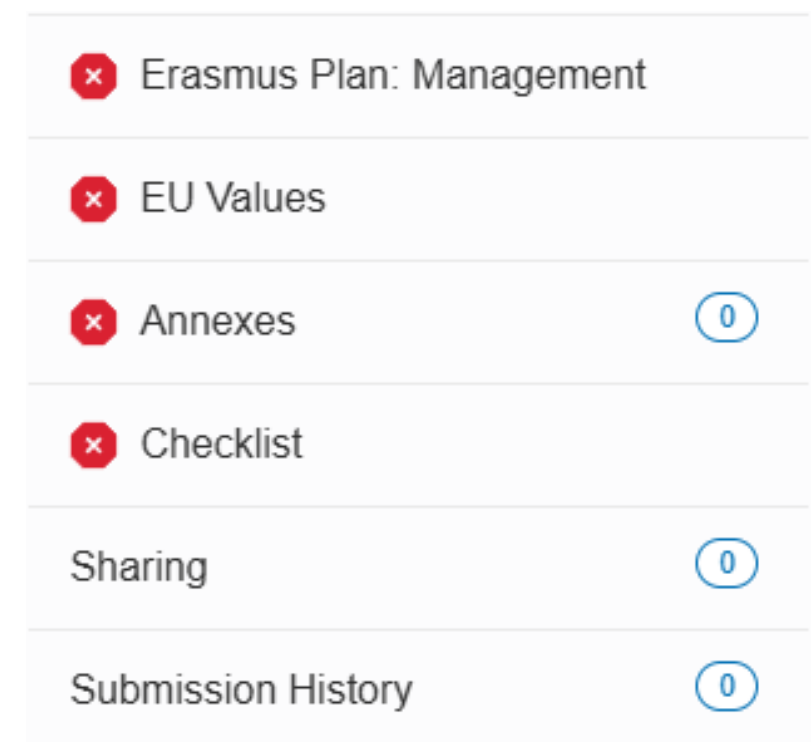




# 👉 How to get an Erasmus accreditation



1. Log in with your **EU Login account** or follow the instruction to create one
2. You will see an online form structured into multiple sections (see the content menu)



3. Each section must be fully completed – red icons mean incomplete
4. When all required fields are filled, the section icon will turn green and the form will be ready for submission



# 👉 How to get an Erasmus accreditation Context section

✓ Context ?

Scroll to ✓ →

### Accreditation type

**What kind of Erasmus accreditation would you like to apply for?**

Accreditation for an individual organisation  Accreditation for a mobility consortium coordinator

Please note that you cannot submit separate applications as an individual organisation and a mobility consortium coordinator in the same field. Mobility consortium coordinators are allowed to organise mobility activities themselves, so there is no need for double applications.



## How to get an Erasmus accreditation Background section

This section presents your school and explains why it qualifies for Erasmus accreditation

1. Organisation Profile: Briefly describe your school, type, and core educational activities
2. Eligibility Justification: Explain your role in the school system and why you meet the eligibility criteria
3. Learner Profile: Indicate the age group and needs of the learners you serve
4. Experience & Structure: Describe your experience, school organisation, leadership, and (optionally) include an org chart
5. Staff & Learners: Report how many teachers, non-teaching staff, and learners are involved
6. Needs & Challenges: Identify current priorities and how Erasmus+ can help address them
7. Past Participation: Mention any Erasmus+ experience as applicant or partner (if any)
8. Strategic Documents (optional): Upload your internationalisation strategy, if available, and refer to it in your answers

*Tip: Be clear and concise. Link your answers to your school's context and future vision.*



## How to get an Erasmus accreditation Erasmus Plan Objectives section

In this section, you define the concrete goals your school wants to achieve through E+ mobility activities.

Define 1-10 clear objectives that respond directly to your school's needs and challenges, as outlined in the previous Background section

For each objective:

- Title: Summarise what you aim to achieve (max 200 characters)
- Explanation: Link the objective to specific school needs or strategic priorities
- Timing: Indicate when you expect to see results
- Measuring Progress: Explain how you will track and evaluate success

*Refer to your strategic documents if relevant (e.g. internationalisation strategy). Involve your school team: briefly explain who contributed to defining these objectives*



## How to get an Erasmus accreditation Erasmus Plan Activities section

This section defines the types of mobility activities your school plans to organise for staff and learners, and how these support your Erasmus Plan objectives.

### Staff Mobility Activities

- Indicate the number of staff participants planned for the first year and how this may evolve
- Justify your numbers based on your school's size, prior experience, and capacity
- Describe the staff profiles involved (e.g. teachers, headteachers, support staff)
- Explain how these mobilities support the objectives outlined in your Erasmus Plan (e.g. inclusion, innovation, digital skills)

### Learner Mobility Activities

- Estimate how many learners will participate and whether that will grow over time
- Justify the numbers in relation to your school's resources, experience, and planning
- Describe learner profiles, including those with fewer opportunities and how they will be supported
- Link learner mobility to your Erasmus objectives (e.g. intercultural learning, engagement, equity)

*Tip: Be realistic, link each activity to a specific objective, and reflect on your school's real capacity to manage quality mobilities.*



## How to get an Erasmus accreditation Erasmus Quality Standards section

To apply for accreditation, schools must agree to uphold the Erasmus Quality Standards, which ensure that mobility activities are meaningful, inclusive, and well-managed.

- **Inclusion & Sustainability:** Ensure fair access, involve participants with fewer opportunities, promote green travel
- **Digital & EU Engagement:** Use digital tools and engage in the Erasmus+ community across Europe
- **Project Management:** Keep ownership of key tasks, use funds responsibly, and ensure activities align with your Erasmus Plan
- **Participant Support:** Offer quality preparation, monitoring, language support (see slide 29), and clear learning outcomes
- **Monitoring & Evaluation:** Track learning outcomes, gather feedback, and integrate results into the school's development
- **Visibility & Sharing:** Publicly share results and acknowledge EU support both internally and externally



# How to get an Erasmus accreditation Erasmus Plan Management section (1)

This section describes how your school will manage, coordinate, and sustain Erasmus+ mobility activities, in line with the Erasmus Quality Standards.

## Part I - Basic Principles

Explain how your school will promote:

- Inclusion: Support for participants with fewer opportunities
- Environmental sustainability: Use of green travel and eco-friendly practices
- Digital education: Use of digital tools and blended mobility formats
- Active Erasmus participation: Engagement with Erasmus networks, sharing practices

## Part II - Project Management

- Describe your coordination structure and how the Erasmus coordinator is chosen
- Clarify who oversees quality assurance, coordination, and follow-up
- Explain how you will ensure continuity in case of staff changes
- Describe how you will integrate results into daily school practices



## How to get an Erasmus accreditation Erasmus Plan Management section (2)

This section describes how your school will manage, coordinate, and sustain Erasmus+ mobility activities, in line with the Erasmus Quality Standards.

### Part III - Implementation Team

- Define roles within your Erasmus+ team (finance, logistics, communication, etc.)
- Indicate how responsibilities are divided among staff and linked to programme standards

### Part IV - Sharing Results

Describe how results will be:

- Shared internally with staff and learners
- Shared externally with other schools and the public
- Publicly linked to EU funding in all communications



## Supporting Tools: Erasmus+ Online Language Support (OLS)



- Offers free, flexible language learning resources for participants in mobility projects
- Supports your goal of improving participants' language skills
- Helps ensure better integration and learning outcomes abroad
- Demonstrates a concrete support measure aligned with the Erasmus quality standards

### How to Use OLS Effectively

#### *During Planning:*

- Mention OLS in your Erasmus Plan under “participant support”
- Identify which groups (students, staff) will need language preparation

#### *During Implementation:*

- Register participants in OLS before mobility
- Monitor progress and adapt additional support if needed
- Encourage participants to use OLS features like self-paced courses and live coaching



# Other opportunities





## Other opportunities

Even if your school does not submit its own Erasmus+ project, you can still benefit by:

Joining a mobility consortium as project partner

Hosting a mobility



## Other opportunities

Even if your school does not submit its own Erasmus+ project, you can still benefit by:

Joining a mobility consortium as project partner

Hosting a mobility

### Why join as partner?

- A mobility consortium is a group of organisations led by an accredited coordinator
- Your school can join as a partner, without needing its own accreditation or application
- The consortium coordinator applies for funding and manages the project, while you benefit from mobility opportunities
- Ideal for schools that are new to Erasmus+, have limited administrative capacity, or want to gain experience before applying independently



## Other opportunities

Even if your school does not submit its own Erasmus+ project, you can still benefit by:

Joining a mobility consortium as project partner

Hosting a mobility

### Why consider hosting?

- Contribute to internationalisation by welcoming visiting staff or pupils
- Offer your teachers and students a global perspective through direct interaction
- Build connections with schools across Europe and prepare for future collaboration
- Enhance your school's visibility and reputation in the Erasmus+ network
- No application required – just partner with sending institutions



# Exercise





## Draft your Erasmus Plan



### OBJECTIVE

Based on your school's needs and what you have learned about Erasmus+ KA1, begin outlining a tailored Erasmus Plan for your organisation



### END PRODUCT

Brief written draft or oral summary of your Erasmus Plan outline



## Draft your Erasmus Plan

### Guiding questions

#### Think about your school's current priorities and challenges

- What do you want to achieve through Erasmus+ mobility?
- Define 1 to 3 clear objectives that are realistic and linked to your school's development (e.g., improve digital teaching skills, support inclusive education, boost language learning, etc.)

#### Decide what kind of mobility activities could help you reach those objectives

- Will you involve staff, pupils, or both?
- Will it be job shadowing, training, group mobility, or a mix?
- Estimate how many people could be involved in the first year

#### Describe how your school could organise the project

- Who would coordinate the activities?
- How would you make sure the project runs smoothly and involves the right people?

#### Reflect on Erasmus Values

Consider how your plan addresses the Erasmus Quality Standards:

- How will you promote inclusion and diversity?
- What green or digital approaches will you use?
- How will you share the results internally and externally?

**WIDE - Wider and Deeper EU**  
Proj. Ref. Num. 101176547  
**Jean Monnet Teacher Training**



**Thank you!**